



The American Academy of Periodontology
737 N. Michigan Avenue, Suite 800
Chicago, IL 60611-2690
www.perio.org

©2002 The American Academy of Periodontology





Crown
Lengthening

Periodontal
Plastic Surgery

Framework for the Perfect Smile

Crown lengthening is a procedure to remove the excess gum tissue, exposing more of the "crown" of the tooth. The gum line is then sculpted (or sutured) to create the right proportion between gum tissue and tooth surface. This sets the stage, allowing your new veneers or crowns to have the correct length and shape.



Gummy Smile

A 13-year-old girl has excessive gingival overgrowth (a gummy smile) due to orthodontics.



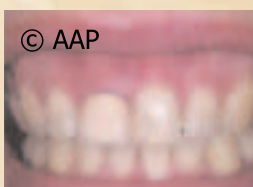
Eighteen months after crown lengthening procedure.



Four years after crown lengthening procedure.

Reasons for Crown Lengthening

This procedure is for patients who feel their teeth are too short (known as a gummy smile) or their gum line is uneven.



Wedding

A patient wanted to improve the appearance of her crown to enhance her smile prior to her wedding.




A minimally invasive microsurgical technique was used to reshape the bone support and to achieve symmetrical crown lengths.




Results after crown lengthening and a new crown.

Photos by BL Butler, D.D.S. and T Bridgeman, D.D.S.



Postorthodontic

After orthodontic treatment, the patient's teeth appear to slope down to the right and her lower lip appears asymmetrical.



Two months after treatment tooth length and symmetry are improved.

Photos by CL Townsend, D.D.S.